





## PAGOS QR MAGENTO 2 (ZELLE, VENMO, PIX, YAPE, MERCADO PAGO, ETC)



QR **PAYMENTS**

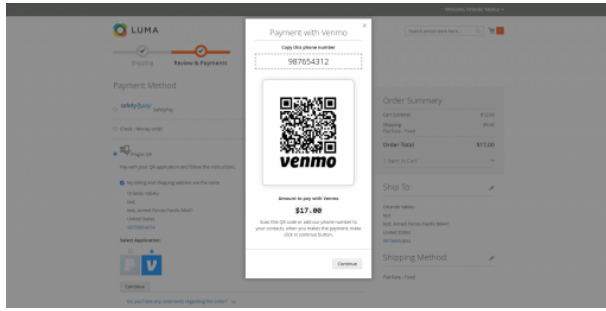


Acepta pagos QR en tu tienda online Magento 2, ahorra en comisiones y dispón de tu dinero de inmediato sin retenciones.

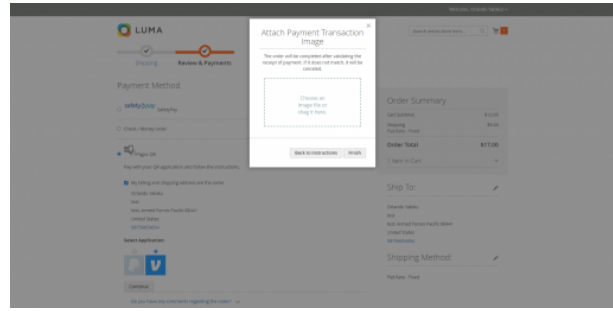
### **BENEFICIOS DEL PAGO QR**

1. 0% Comisiones
2. Disponibilidad del efectivo de inmediato
3. **Compatible con todas las apps de PAGOS QR del mundo!**
4. Plugin lisito para usar, probado y garantizado! 100% Funcional.

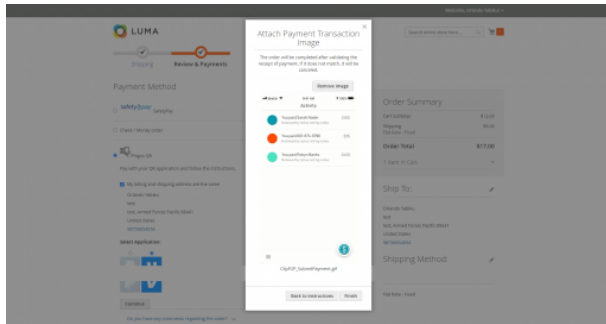
**Categorías:** [global](#), [Magento Extensions](#)



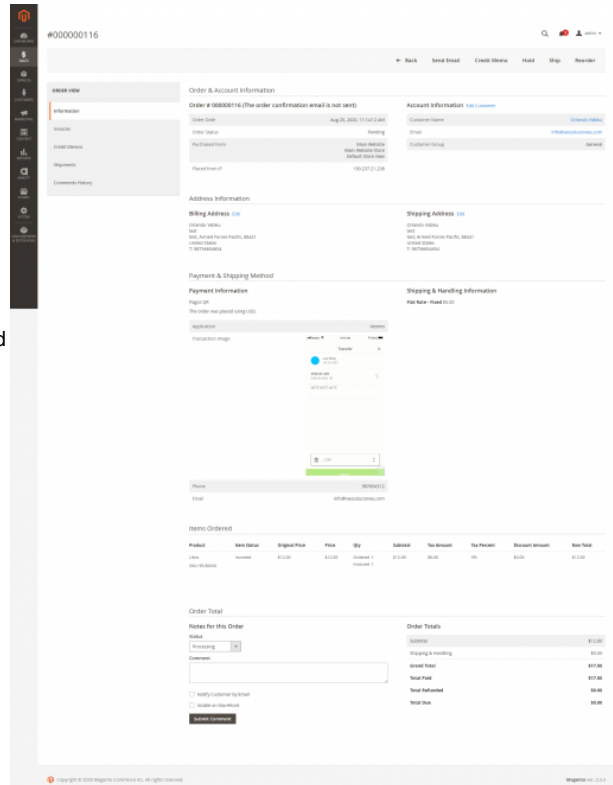
vexsoluciones-qr-payments-05-frontend-application-instructions



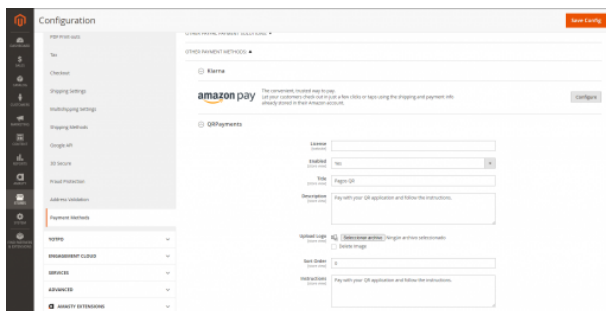
vexsoluciones-qr-payments-06-frontend-application-upload-image-transaction



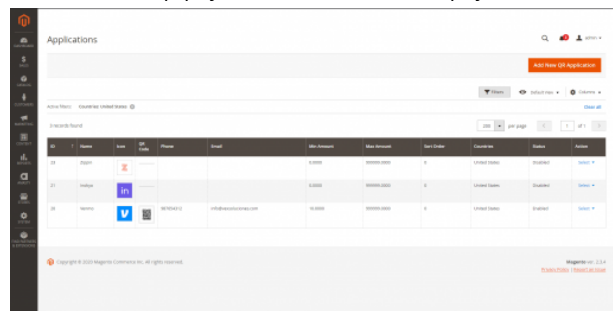
vexsoluciones-qr-payments-07-frontend-application-transaction-uploaded



vexsoluciones-qr-payments-08-admin-order-payment-details



vexsoluciones-qr-payments-01-admin-main-config



vexsoluciones-qr-payments-02-admin-application-list



The screenshot shows an admin interface for configuring the Venmo payment gateway. The form is titled "Edit 'Venmo'" and includes several sections:

- General:** Includes a "Venmo" logo, a QR code, and a "Save Application" button.
- Contact Details:** Fields for Name, Phone, and Email.
- Country Availability:** A dropdown menu for selecting countries.

At the bottom, there is a footer with "Copyright © 2020 Vex Ecommerce Inc. All rights reserved." and "Vex Ecommerce | Venmo | 2020-01-01".

vexsoluciones-qr-payments-03-admin-application-form

The screenshot shows the frontend checkout process for the Venmo payment gateway. The page is titled "LUMA" and includes a search bar and a "Search items here" button. The main content area is divided into two columns:

- Payment Method:** Shows the Venmo logo and a "Pay with your QR application and follow the instructions" instruction. There is a "Place Order" button.
- Order Summary:** A table showing the order details:

Order Summary	
Subtotal	\$12.00
Shipping	\$0.00
Tax Total	\$0.00
<b>Order Total</b>	<b>\$12.00</b>
1 item in Cart	

Below the order summary, there are sections for "Ship To:" and "Shipping Method:". At the bottom, there is a footer with "Vex Ecommerce" and "Vex Ecommerce | Venmo | 2020-01-01".

vexsoluciones-qr-payments-04-frontend-payment-gateway-checkout-step



## INFORMACIÓN ADICIONAL

<b>Archivos</b>	html, css, php, js
<b>Manual</b>	Si
<b>Magento</b>	2.x
<b>Países</b>	Todos
<b>Idiomas</b>	Español, Ingles, portugues, frances, chino, japones