





PAGOS QR MAGENTO 2 (ZELLE, VENMO, PIX, YAPE, MERCADO PAGO, ETC)



QR **PAYMENTS**

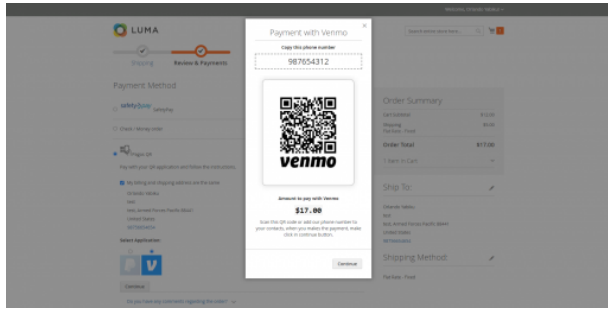


Acepta pagos QR en tu tienda online Magento 2, ahorra en comisiones y dispón de tu dinero de inmediato sin retenciones.

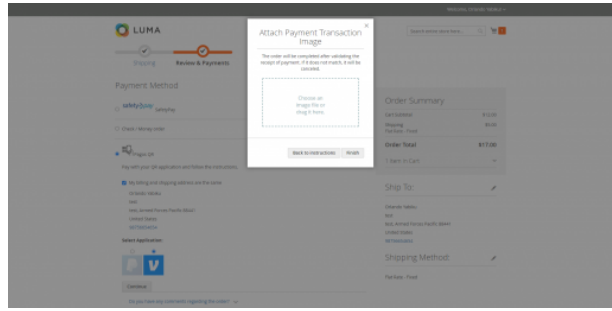
BENEFICIOS DEL PAGO QR

1. 0% Comisiones
2. Disponibilidad del efectivo de inmediato
3. **Compatible con todas las apps de PAGOS QR del mundo!**
4. Plugin lisito para usar, probado y garantizado! 100% Funcional.

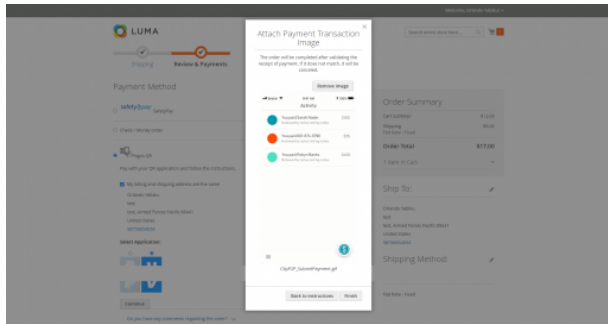
Categorías: [global](#), [Magento Extensions](#)



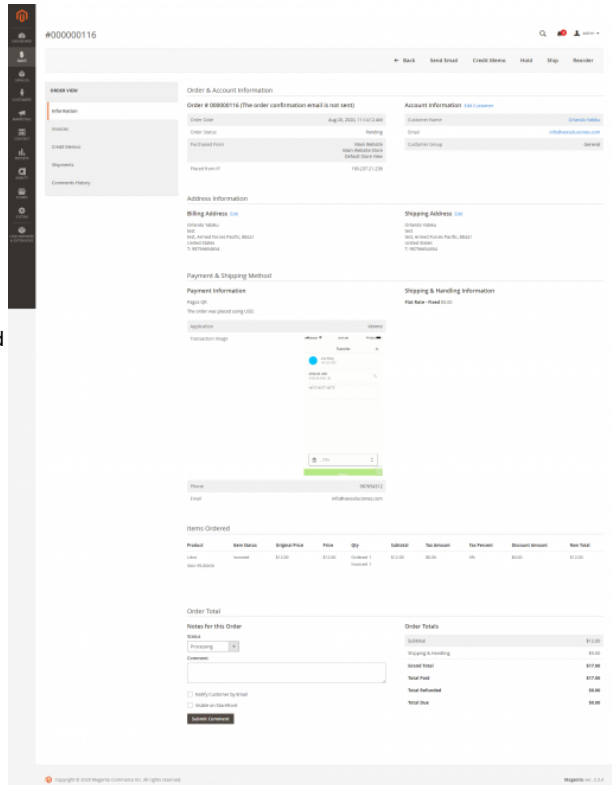
vexsoluciones-qr-payments-05-frontend-application-instructions



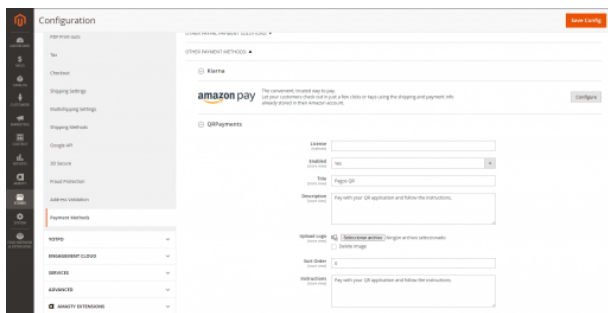
vexsoluciones-qr-payments-06-frontend-application-upload-image-transaction



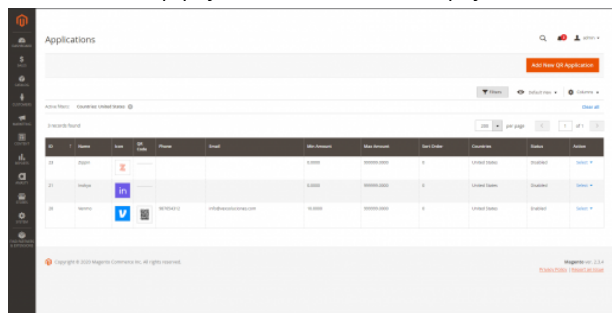
vexsoluciones-qr-payments-07-frontend-application-transaction-uploaded



vexsoluciones-qr-payments-08-admin-order-payment-details



vexsoluciones-qr-payments-01-admin-main-config



vexsoluciones-qr-payments-02-admin-application-list



The screenshot shows an admin interface for configuring the Venmo payment gateway. The page title is "Edit 'Venmo'". It features a sidebar with navigation icons and a main content area with several sections:

- General:** Includes a "Venmo" logo, a QR code, and a "Venmo" logo.
- Contact Details:** Fields for Name, Phone, and Email.
- Country Availability:** A dropdown menu for selecting countries.

At the bottom, there is a footer with "Copyright © 2020 Vexcom Commerce Inc. All rights reserved." and "Vexcom Commerce | Venmo | Venmo | Venmo".

vexsoluciones-qr-payments-03-admin-application-form

The screenshot shows a frontend checkout page for the Venmo payment gateway. The page title is "LUMA". It features a navigation bar with "Shipping" and "Payments" tabs. The main content area is divided into two columns:

- Payment Method:** Shows the Venmo logo and a "Pay with your QR application and follow the instructions" instruction. There is a "Place Order" button.
- Order Summary:** A table showing the order total and shipping cost.

The Order Summary table is as follows:

Order Summary	
Subtotal	\$12.00
Shipping	\$0.00
Tax Total	\$0.00
Order Total	\$12.00
1 Item in Cart	

Below the table, there are sections for "Ship To:" and "Shipping Method:". At the bottom, there is a footer with "Vexcom Commerce | Venmo | Venmo | Venmo".

vexsoluciones-qr-payments-04-frontend-payment-gateway-checkout-step



INFORMACIÓN ADICIONAL

Archivos	html, css, php, js
Manual	Si
Magento	2.x
Países	Todos
Idiomas	Español, Ingles, portugues, frances, chino, japones